



UltraTEV[®] Plus²



UltraTEV

Make Partial Discharge
discovery simple

www.eatechnology.com

The UltraTEV® Plus² brings together techniques and a wealth of experience and insight to make it easier than ever to avoid failures on your high voltage network.

This latest hand-held Partial Discharge (PD) instrument is easy to use, and combines additional sensing capabilities with real time advanced analytical features. The ability to distinguish true PD from noise and other interference means that you can make better decisions, save time, money and enhance safety.



User Features

- Provides numerical and audible ultrasonic readings for classification of PD
- Provides numerical and audible TEV readings for interpretation of PD
- Use the Locator probe accessory to accurately locate multiple PD sources
- Use the High Frequency Current Transformer (HFCT) to detect PD activity in cables
- Use the UHF directional antenna to quickly scan outdoor switchyards
- Phase resolved and waveform displays allow more reliable and conclusive decisions to be made based on measured PD
- Wi-Fi connectivity allows survey results to be easily synchronised with asset management systems
- Use a NFC tags attached to the assets to store and retrieve key results
- Menu-driven backlit colour touchscreen and buttons (can be used when wearing gloves) giving an intuitive user experience
- Multi language options
- Long-life rechargeable internal Lithium-Ion (Li-Ion) battery
- Temperature and humidity sensor

Business Benefits

- Detect problems early by using the in-built PD classification and interpretation tools to avoid dangerous and damaging failures and minimise network outages
- Accurately measure and locate PD activity, enabling you to identify potential faults before they lead to failures
- Optimise maintenance cycles and asset life through a better understanding of asset condition, comparing PD results over time to identify trends
- Increase on-site productivity by using Survey mode to rapidly collect key condition information in an accurate and consistent manner
- Detect PD in a wide range of plant, cable and overhead line assets using a single instrument with dedicated accessories
- Easy to use with an intuitive and user friendly interface meaning little training is needed to become competent
- Identify deteriorating assets and trends by comparing current measurements to previous results stored locally on 'smart' Near Field Communication (NFC) tags
- Integrate PD surveys into your asset management process by seamlessly transferring data via zip or CSV file into your corporate system

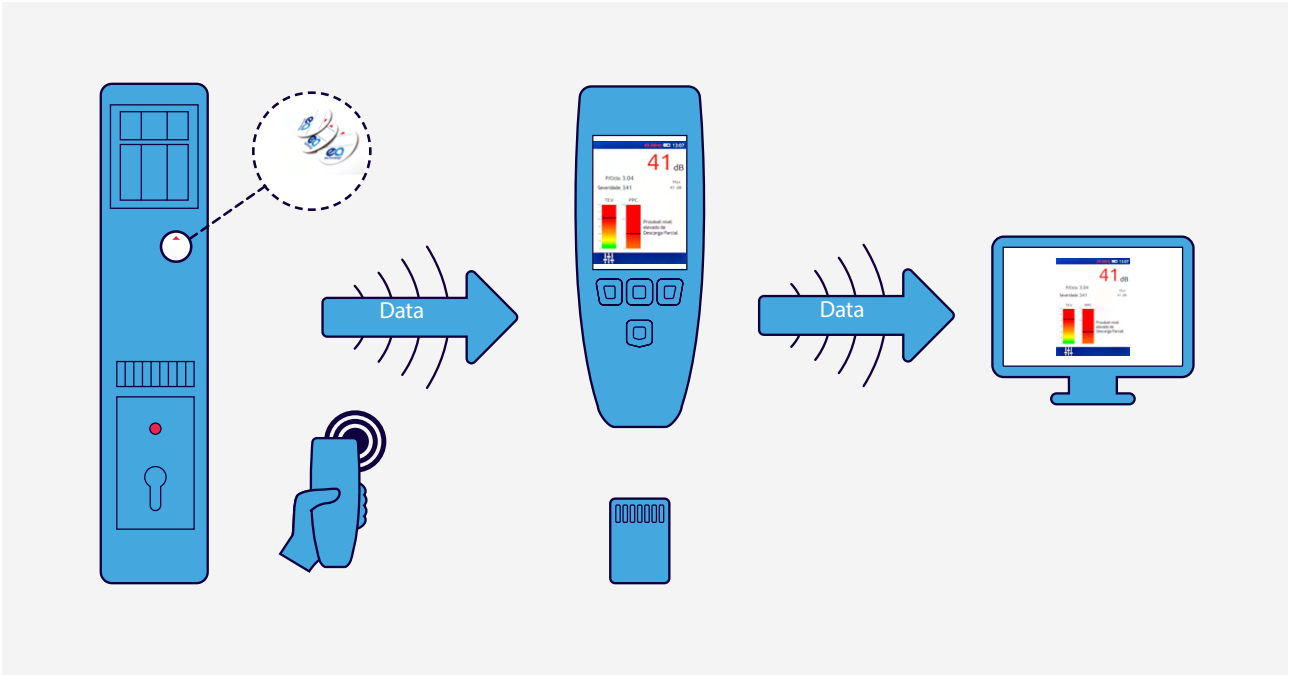
“We have been using EA Technology’s products successfully for detecting PD and other condition monitoring solutions for many years.”

Neil Dobbs,
HV Compliance Manager,
BRITISH STEEL



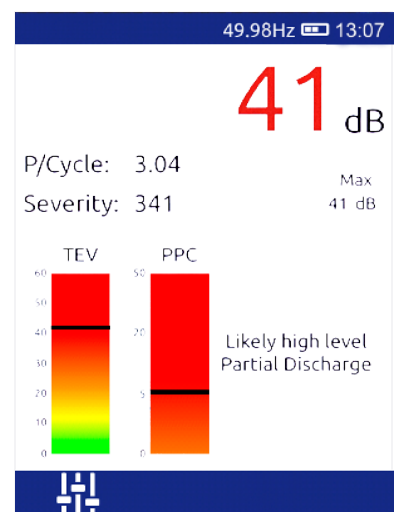
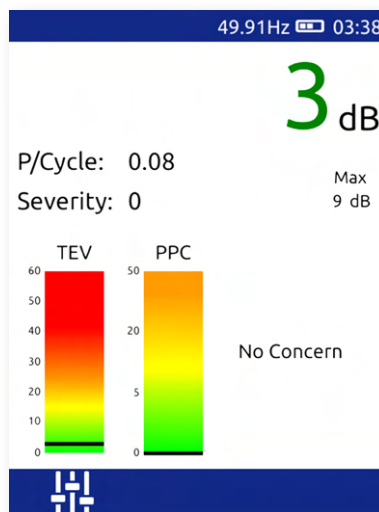
Capturing the results and transferring them easily

The UltraTEV® Plus² has NFC capability to store Asset data on programmable tags. It also has the ability to transfer the results directly on to your PC via Wifi or USB / SD Card. The survey functionality allows details of substations and assets to be entered on the screen, guiding users through the simple survey process. Screen shots can also be captured and saved.



Interpreting the condition of your electrical assets

The UltraTEV® Plus² has been designed to make asset inspections easy. The instrument helps the operator understand what the results mean by interpreting the data and displays clear information and instructions.



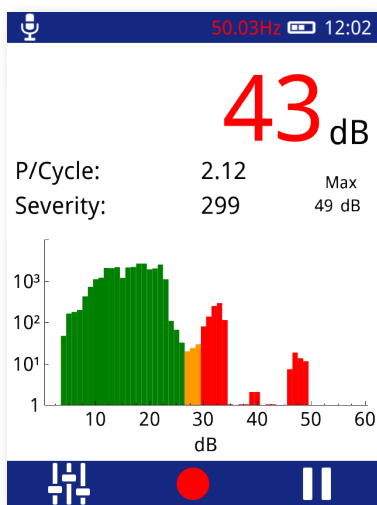
Partial Discharge Detection and Advanced Analytics

The UltraTEV® Plus² has the ability to measure PD in cables and cable accessories using an HFCT as well as established techniques for surface PD (Ultrasonic) detection and internal PD (TEV) detection on switchgear.

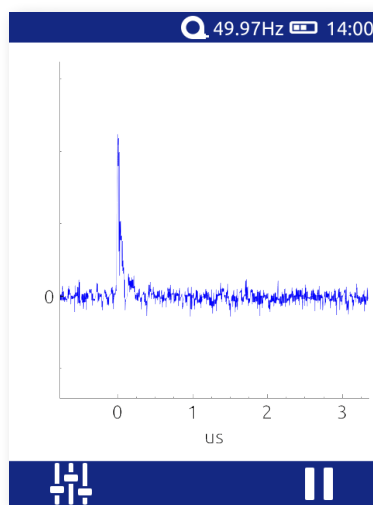
The new advanced analytics allow PD measurements to be examined more precisely in real time or after

the inspection:

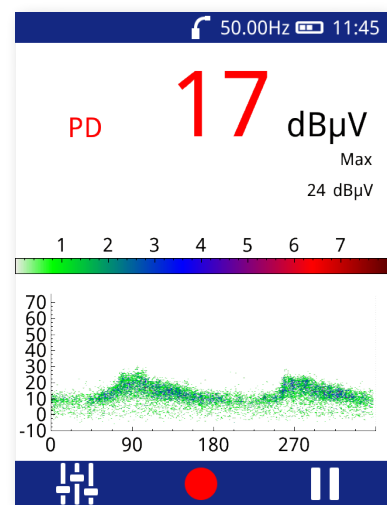
- Phase plots: helps to differentiate between noise patterns and real PD
- Waveform capture: examines amplitude of individual pulses, for PD Characteristics



Histogram



Waveform



Phase Resolved

Range of Kits and Uses

The UltraTEV® Plus² is a multifunctional instrument that can be used to rapidly survey the condition of whole substations and check that working environments are safe. Changes in PD activity levels can be compared between assets and analysed over time, providing a clear indication if further investigation is required. To meet your needs we offer the following instrument kits:

Kit 1	Metal clad Switchgear	Standard kit for Switchgear condition assessment includes headphones & battery chargers
Kit 2	Metal clad Switchgear and Cables	This kit has additional external sensors and includes an HFCT1- F 50, allowing quick and easy condition assessment of your cables* plus an Ultrasonic Contact Probe
Kit 3	Metal clad Switchgear, Cables and Outdoor assets	With the UltraDish™ option included in Kit 3, PD activity can be measured in overhead assets, offering a comprehensive condition assessment package

Please note that accessories can be added to any of the above kits.

* Access to cable earth required.

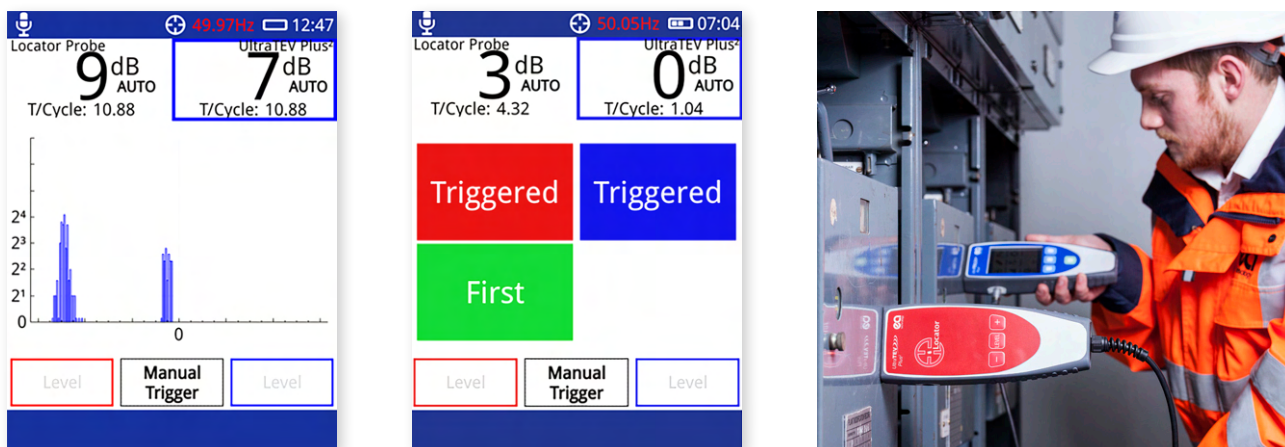
Multiple Functions

UltraTEV® Plus² Locator probe

The UltraTEV® Plus² Locator probe accessory has been designed to attach to the UltraTEV® Plus², ensuring that all your PD needs can be catered for in one instrument.

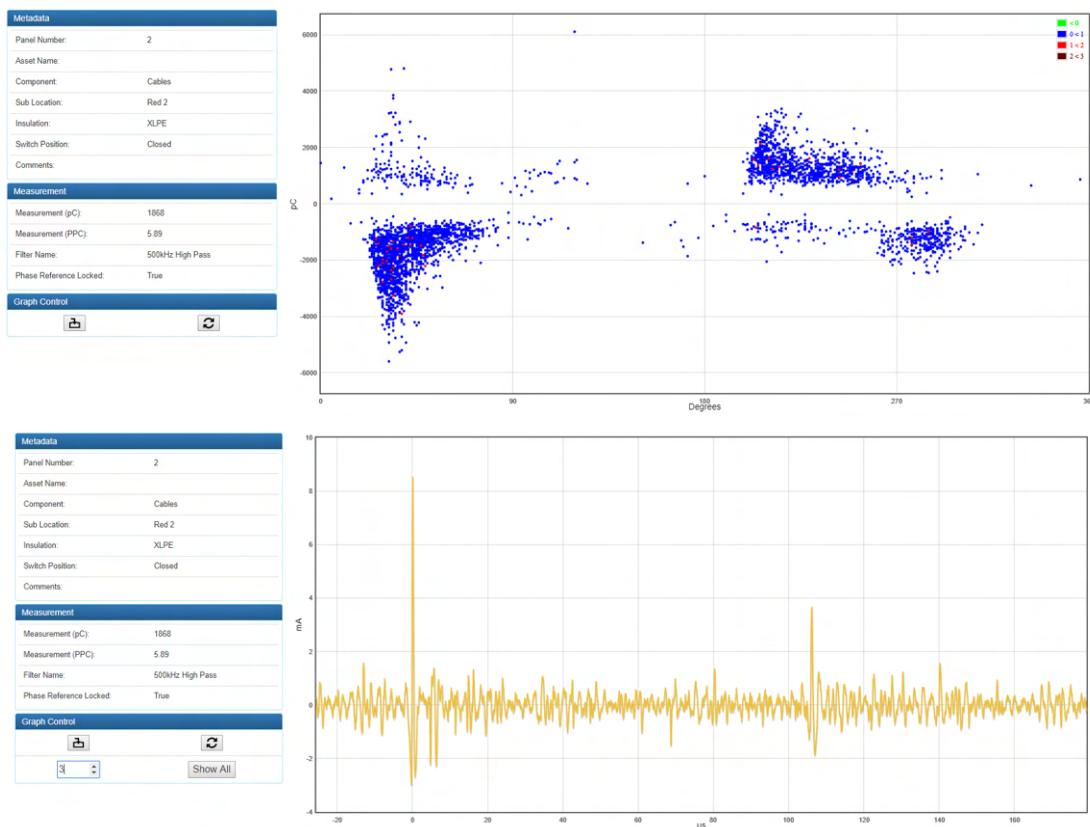
The Locator probe is used in conjunction with the UltraTEV® Plus² TEV sensor to locate the source of PD activity, using time-of-flight measurements.

Advanced software enables the instrument to easily locate PD at multiple discharge sites.



UltraTEV® Plus² Cable PD

PD activity in cables is measured by magnetic clamping the split-core HFCT accessory around the cable earth. The results are displayed on the instrument in pico Coulombs (pC) as numerical values.



New accessory: Wireless Phase Reference

UltraTEV® Plus² with Wireless Phase Reference

A phase lock is critical to understanding partial discharge in high voltage systems, enhancing data analysis and optimising decision making. The new wireless phase reference accessory guarantees an accurate phase lock in any environment.

Why you need Wireless Phase Reference with UltraTEV® Plus²

- Ensures the perfect phase reference every time, through multiple methods (mains power connection, e-field, Rogowski coil and photosensor).
- Wireless connection to the UltraTEV® Plus², up to 40 metres away.
- Long life battery, up to 16 hours.



UltraTEV[®] Plus² with Wireless Phase Reference

4 ways of achieving Phase Lock

Using EA Technology's UltraTEV[®] Plus² with Wireless Phase Reference, a phase lock can be achieved in four different ways:

- Direct power mains connection.
- E-Field – An internal sensor will detect and lock on to the stray electric fields within the substation.
- Rogowski coil - Detecting AC signals in any conductor
- Photo sensor – A photo sensor on the front of the instrument will lock on to nearby mains frequency lighting such as a fluorescent fitting when there is a line of sight between the sensor and the light.



Wireless Phase Reference being used in situation.



Other Accessories

Flexi Sensor

The Flexi Sensor accessory is used to detect ultrasonic PD activity in hard to reach places where access is limited.



UltraDish

The UltraDish accessory is used to detect ultrasonic PD activity in overhead assets or at a distance.



Contact Probe

The Contact Probe is used to detect ultrasonic PD activity in sealed chambers.



Environmental Sensor

The Environmental Sensor is used to measure local temperature and humidity.



NFC Tags

NFC tags can be used to hold key asset information and results locally on the assets.



Headphones

The high noise attenuation headphones are comfortable to wear and are compatible with other PPE.



HFCT

Our latest generation inductive sensor for online detection of partial discharge via the ground connection.



See next pages for details about the

UltraTEV® Plus² UHF Receiver
and **Directional Antenna.**



The UltraTEV® Plus² Survey Process

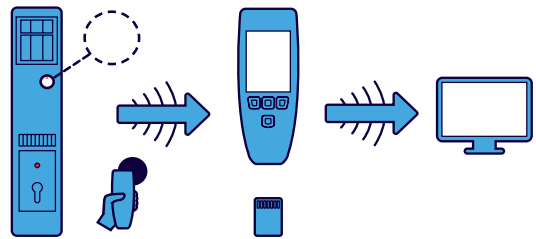
1. Enter Substation Data

Details of substations and assets can be uploaded from NFC tags or manually entered on screen.



3. Transfer Asset Information

The UltraTEV® Plus² has the ability to transfer data directly to your PC or corporate system via Wifi or USB / SD Card.



The UltraTEV® Plus² - Kit 3 stored in the specifically designed carry case.



The UltraTEV® Plus² Locator probe stored in the specifically designed carry case.



2. Survey and Capture Data

The new advanced analytics allow measurements to be examined more precisely in real-time or after the PD survey has been completed.

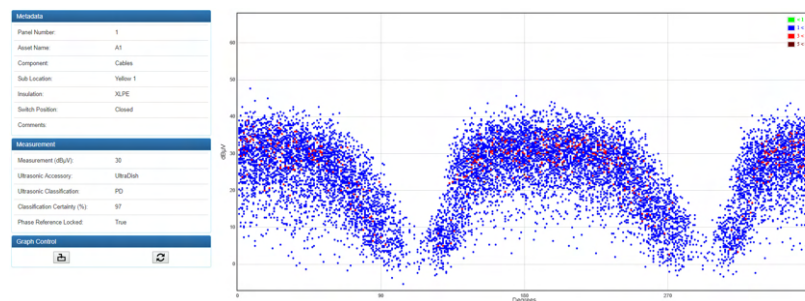


4. Analysis of Data

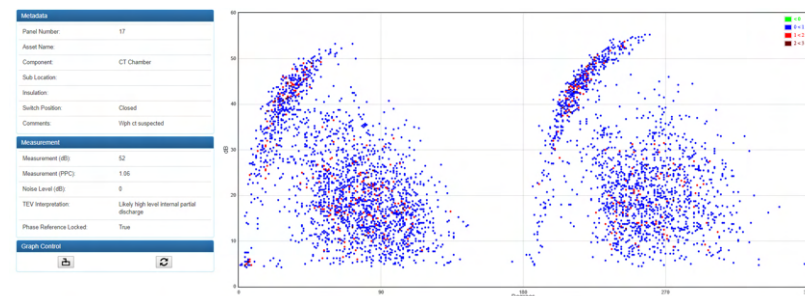
Asset data, results and ultrasonic activity, as well as screen shots can all be recorded for subsequent review and analysis.



Example of classification of readings that can be transferred and sent to EA Technology or your in-house PD experts for review.



Example of ultrasonic surface PD asset information that can be transferred and sent to EA Technology or your in-house PD experts for review.



Example of internal void PD measured using the TEV sensor. Asset information can be transferred and sent to EA Technology or your in-house PD experts for review.

The UltraTEV® Plus² UHF Receiver and UHF Directional Antenna

UltraTEV® Plus² UHF Receiver

The UHF receiver connects to the UltraTEV® Plus² smart accessory port so you can start taking UHF measurements quickly and with ease.

Features include:

- Simply plug the UHF receiver into the smart accessory port of the UltraTEV® Plus² to start taking UHF measurements.
- New UHF screens and scan modes are instantly available.
- Use the omnidirectional whip antenna when the source of signal to be measured can be readily determined, regardless of direction.
- Use the optional directional antenna to systematically scan an area to determine the location of PD sources. Ideal for outdoor air insulated substations.



UltraTEV® Plus² UHF Directional Antenna

The directional antenna simply connects to the UltraTEV® Plus² smart accessory port via the UHF receiver, so you can start to take UHF measurements quickly and with ease.

Features include:

- Ideal for outdoor switchyards.
- Easy to use and quick to identify internal PD problems.
- Rugged construction and safe to use around open terminal switchgear.
- Prevents costly and dangerous failures.

The UltraTEV[®] Plus² UHF Measurement Process

Scan a whole switchyard in minutes

Below is a 6-step quick guide to show the UHF measurement process using the UltraTEV[®] Plus² UHF Receiver and UHF Directional Antenna.



Step 1

Switch on the UltraTEV[®] Plus². Its quick startup means it's instantly ready for action.

Step 2

Sweep the switchyard for radio emissions.

Step 3

Filter out irrelevant emissions.
E.g. Mobile phone, television signals and non-destructive corona activity

Step 4

Watch/listen to readings as they peak, to focus on the source of emissions.

Locate internal PD activity in:

Instrument transformers

Circuit breakers

Isolators

Disconnectors

Surge arresters

Cable sealing ends

Step 6

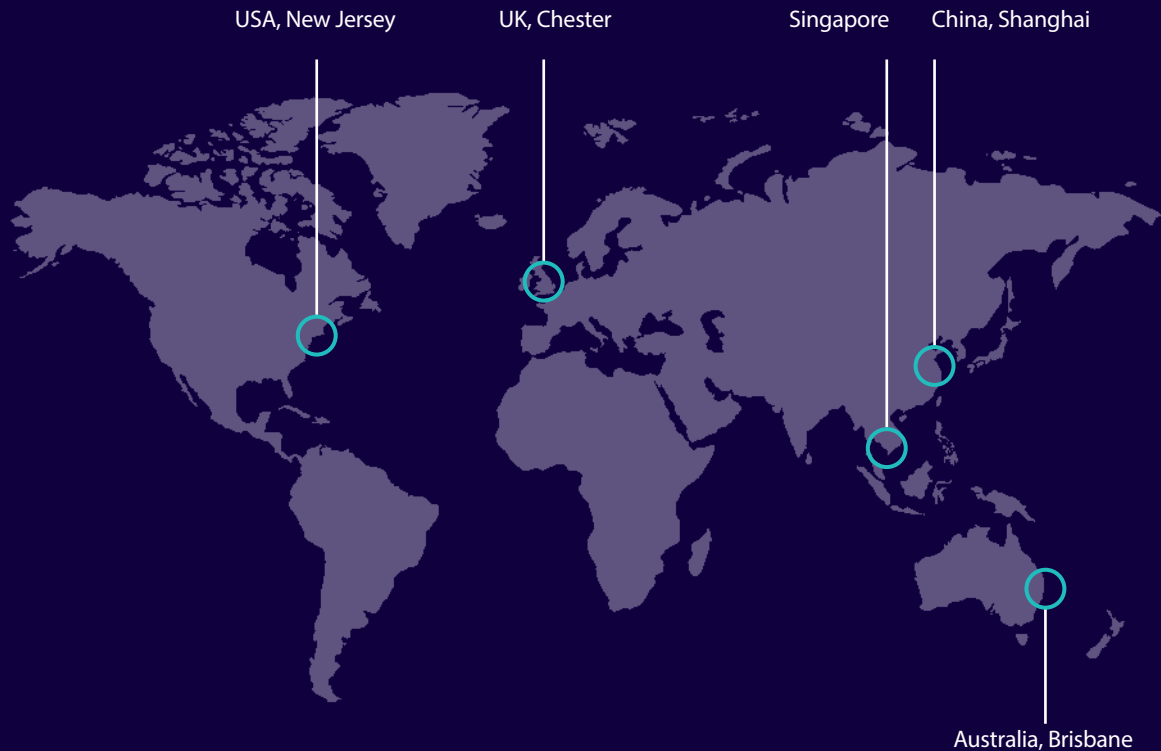
Use pulse modes to confirm emissions are PD.

Step 5

Rotate instrument for polarity, to locate strongest signals.

Global Footprint

EA Technology is an engineering and technology business that provides intelligent energy solutions for designers, installers, operators, and owners of power network assets.



Founded in 1966 we have over 50 years' experience in the industry and 6 regional offices around the world to support our global customer base.

We work with a lot of our clients on a long-term basis to help them safeguard their power networks.

We advise our clients on strategy and implementation of a range of technology solutions to manage power assets, delivering maximum life and minimise cost.



Safer, Stronger, Smarter Networks

EA Technology Singapore
EA Technology Asset Management Pte Ltd
4 Kaki Bukit Avenue 1 #01-02
Singapore 417939

t +65 6443 3833
e sales@eatechnology.sg
www.eatechnology.com/sea